



pennsylvania
DEPARTMENT OF TRANSPORTATION

PERMITTEE USE ONLY:

UTILITY SKETCH

**SURFACE OPENING
LESS THAN 500 L.F.**

DEPT. USE ONLY:

APPLICANT _____ APPLICATION NO. _____ COUNTY _____

CONTACT PERSON _____ TELEPHONE NO. _____

MUNICIPALITY _____ STATE ROUTE (SR) _____ SEG. _____ OFFSET _____ TO SEG. _____ OFFSET _____

NUMBER OF OPENINGS _____ SIZE OF OPENING(S) _____ (NEATLY SKETCH BELOW)

INDICATE DISTANCE AND DIRECTION TO NEAREST (INTERSECTION _____ BRIDGE _____) FT. (NORTH SOUTH EAST WEST)

TYPE OF PAVEMENT:



- BITUMINOUS
- STABILIZED
- CONCRETE

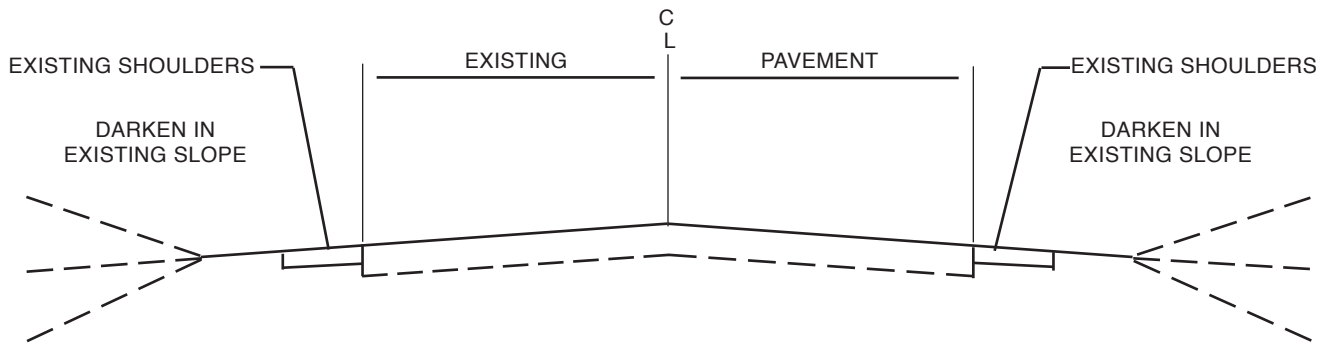
CONCRETE WITH
BITUMINOUS SURFACE

TYPE OF SHOULDER:

- BITUMINOUS
- STABILIZED
- OTHER _____

SHOW
NORTH





TYPICAL SECTION

SHOW LOCATION AND SIZE OF LINE AND DEPTH OF FACILITY

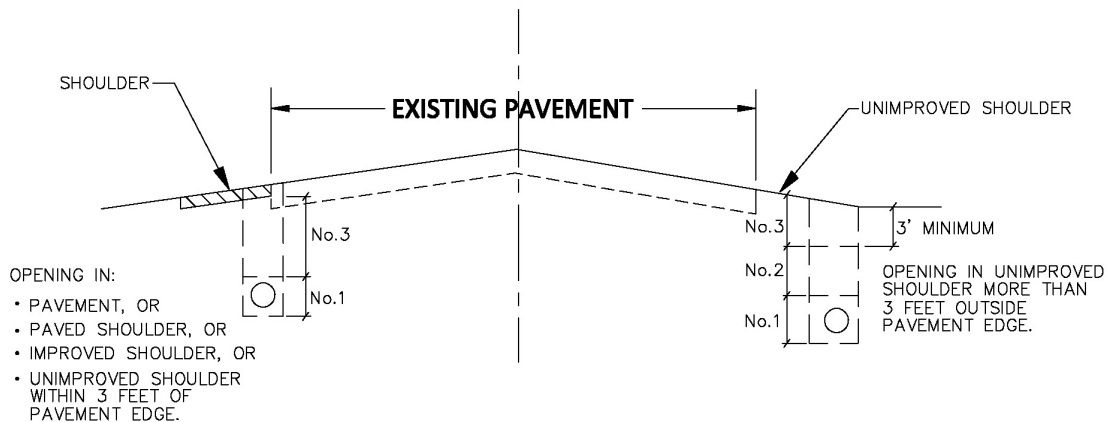
DIRECTIONS

1. SHOW LOCATION AND DIMENSIONS OF SURFACE OPENINGS (sketched proportionally).
2. SHOW RELATED HIGHWAY FEATURES (poles, inlets, guiderail, pipes, manholes, mains, laterals, bore pits, etc.).
3. SHOW INTERSECTION WHEN APPLICABLE.
4. SUBMIT LOCATION MAP.
5. SUBMIT A TRAFFIC CONTROL PLAN AS PER **PUBLICATION 213**.
6. ALL OPENINGS MUST BE SAW-CUT (see Regulation 459.8).
7. ALL BACKFILL MATERIAL MUST BE COMPACTED IN 4" LAYERS (8" if vibratory equipment is used).
8. FOR ALL RESTORATION REFER TO REGULATION 459.8 AND PUBLICATION 408.
9. FOR FINAL CLOSE-OUT, SEAL ALL JOINTS WITH PG 64-22, PAINT RESTORATION DATE [REGULATION 459.8 (I)] ON THE SURFACE OF THE REPAIRED AREA AND CONTACT THE COUNTY PERMIT SUPERVISOR.
10. FOR BORINGS INDICATE THE LOCATION AND THE SIZE OF THE BORING PITS AND THE SIZE OF THE CASING AND CARRIER PIPES.

TYPICAL BACKFILL SECTION

FIGURE 7-7

NOT TO SCALE



- No.1 PLACE FINE AGGREGATE OR GRANULAR MATERIAL UP TO 1 FOOT OVER TOP OF THE FACILITY, AND COMPACT IN 4" LOOSE LIFTS.
- No.2 PERMIT MAY AUTHORIZE RETAINED SUITABLE MATERIAL, IN LIEU OF #3 BELOW, AND COMPACT IN ACCORDANCE WITH DEPARTMENT REGULATIONS 459.8(g).
- No.3 PLACE SELECT GRANULAR MATERIAL (2RC) UNLESS COARSE AGGREGATE MATERIAL IS SPECIFIED IN PERMIT, AND COMPACT (IN 4" LOOSE LIFTS WITH MECHANICAL TAMPER OR 8" LOOSE LIFTS IF VIBRATORY COMPACTION EQUIPMENT IS USED) TO 100% OF THE DETERMINED DRY WEIGHT DENSITY.

NOTE: For openings behind curb or outside shoulder, suitable material will normally be authorized full depth.